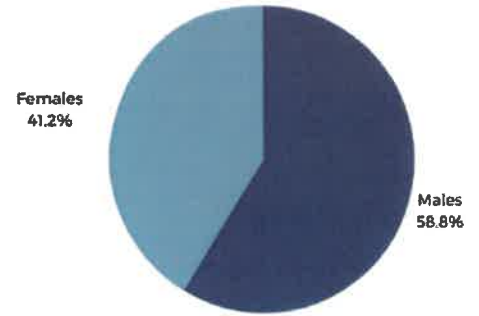


### RACIAL DEMOGRAPHICS

In 2020, The Harbor served 6 (0.16%) American Indian or Alaskan Native youth, 77 (2.06%) Asian youth, 1,023 (27.4%) Black youth, 1,578 (42.2%) Hispanic youth, 165 (4.4%) Mixed youth, 34 (0.9%) Pacific Islander youth, 129 (3.45%) Unknown racial background youth and 719 (19.2%) White youth.

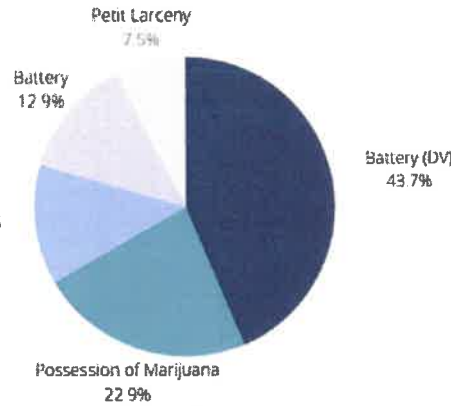


Of the 3,731 youth assessed this year, 247 escalated from their original case with The Harbor into the juvenile justice system.



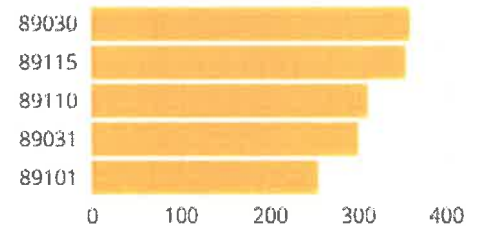
### MALE TO FEMALE RATIO

In 2020, The Harbor served a total of 2,194 male youth and 1,537 female youth. Males making up 58.8% of the Harbor's clientele versus the 41.2% female clientele.



### TOP FIVE OFFENSES

Likely due to COVID-19, families that were quite naturally impacted began to spend more time in the homes together which created an increase in domestic violence referrals reported to The Harbor. Domestic violence went from being the least of the top five offenses to the number one offense referred to the Harbor in 2020.



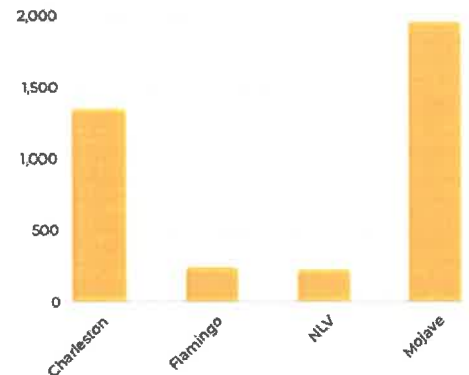
### REFERRALS BY ZIPCODE

This supports the need for a Harbor location in the area. All the highest zip codes border one another in some fashion. In 2019, 89106 was the highest served zip code which borders 89030. The North Las Vegas location serves both communities.

	MOJAVE	CHARLESTON	FLAMINGO	MLK	TOTAL
2016	231	-	-	-	231
2017	2297	-	-	-	2297
2018	3128	524	-	-	3652
2019	2885	2886	-	-	5771
2020	1945	1335	233	218	3731

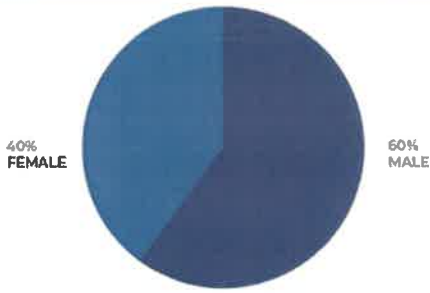
### YOUTH SERVED BY YEAR

In 2020, despite COVID-19 restrictions, The Harbor served more youth and families than in 2017 & 2018.



### YOUTH SERVED BY LOCATION

The third Harbor, located in North Las Vegas was opened on August 20, 2020 and the fourth Harbor, located on Flamingo, was opened on August 27, 2020.



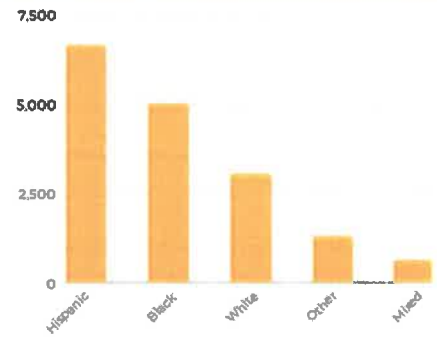
### MALE TO FEMALE RATIO

The Harbor served a total of 9,892 Male Clients and 6,658 Female Clients. Males making up 60% of the Harbor's Clientele versus the 40% Female Clientele.



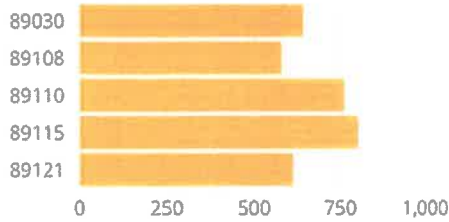
### SUCCESS RATE

Of the 16,550 youth we assessed, 1,226 of them escalated from their original case with The Harbor into the Juvenile Justice System.



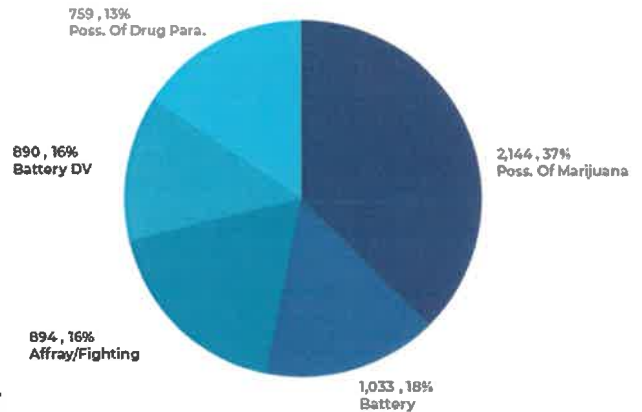
### RACIAL DEMOGRAPHICS

The Harbor served 505 (3%) Asian/Pacific Islander Clients, 4,982 (30%) Black Clients, 6,628 (40%) Hispanic Clients, 612 (4%) Mixed Clients and 3,040 (19%) White Clients



### REFERRALS BY ZIPCODE

The data above reflects referrals from 89115 & 89110 the highest, which supports the need for a Harbor in the Sunrise area. Both zip codes border one another.



### TOP 5 OFFENSES

(from open to March 31st, 2021)

### YOUTH TESTIMONIAL

A 16 year old youth came to NLV Harbor due to 2 domestic battery citations. He is currently attending the horticulture program, completed critical thinking class and FACT, awaiting therapy to start, and had a great evening with his family at the EQ Adventure Program gym event. He enjoys coming to The Harbor and his family has seen a positive difference in his behavior.

### TOTAL YOUTH SERVED

	DECEMBER 2020	JANUARY 2021	FEBRUARY 2021	MARCH 2021	YEAR TO DATE	OPENING TO DATE
ALL LOCATIONS	253	257	326	285	868	16,550

### TOTAL REFERRALS RECEIVED

	DECEMBER 2021	JANUARY 2021	FEBRUARY 2021	MARCH 2021	YEAR TO DATE	OPENING TO DATE
ALL LOCATIONS	252	251	256	256	763	14,280

### SCHOOL REFERRALS RECEIVED BY SCHOOL TYPE

SCHOOL TYPE	DECEMBER 2020	JANUARY 2020	FEBRUARY 2020	MARCH 2020
Total	64	126	94	108

# MANAGER'S REPORT

Reporting Period: Oct. 17th, 2016 to March 31st, 2021



A SAFE PLACE FOR GUIDANCE  
Juvenile Assessment Center

(702) 455-6912 | theharborlv.com